

## X-Series Alarm Scan App

Data download app for the X-Series  
CO, smoke and heat alarms

# Professional Home Safety Experience

Honeywell's X-Series Alarm Scan App enables users of any X-Series alarm to download data from the alarm to a smart device, allowing on-the-spot incident investigation and effortless report generation.

## Everything you need to know about what's going on with your CO, smoke and heat alarms is one tap away

The Honeywell X-Series Alarm Scan App allows you to transfer logged Alarm and Fault events, as well as the general device status from all enabled X-Series Alarms to your iOS or Android smart device.

The app is designed for professional landlords, gas engineers, plumbers and other service providers responsible for ensuring the safety of tenants or carrying out initial installations of X-Series alarms. It helps with annual maintenance checks or boiler servicing and provides an easy way to confirm incident reports. Installers or landlords can demonstrate compliance or offer an added-value service that can help build their reputation as a professional and reliable service provider.

If you have an X-Series device in your home and you are interested in seeing more in-depth information about the state of your alarm, the app is the perfect tool to set you free from your safety concerns and gain peace of mind that everything is under control.

### How it works

Simply download the app to your Apple® or Android® smart device and activate the data transmission on any X-Series Alarm marked with the Alarm Scan logo by pressing the device button three times.

Within seconds, a device report will be generated. You can decide to transfer data from more devices in the premise and combine the device reports into a Service Report. The Service Report can be shared by email or saved directly on cloud spaces like OneDrive®.



Scan this QR code to watch a video to help you get started with the app. Alternatively, access the video here: [homesafety.honeywell.com/ alarm+scan](https://homesafety.honeywell.com/alarm+scan)



## FEATURES & BENEFITS



Quiet data transmission



Wireless transfer without need of additional hardware



Full service report functionality  
- saves time with documentation of service inspections



Easy way to demonstrate compliance



Facilitates investigation of CO or fire incidents



Works with all standard X-Series alarms marked with the Alarm Scan logo, including optionally installed wireless modules  
- no premium models required



Service history allows you to see all previously completed services



Manually input additional device information and comments, if needed



Option to provide combined reports from multiple devices on the premises



Access insights and recommendations regarding the status of the alarm



Option to search, delete and share service reports via email, OneDrive® and more.



Choose from three options to enter service location: auto-fill using GPS, manually entered or remembered from previous service

# X-Series Alarm Scan App Technical Specifications

## GENERAL FUNCTIONALITY

- Quiet data transmission
- Detailed information with recommended actions for each Device Report event
- **Service Report:**
  - GPS based address information for Service Report
  - PDF shareable via email or other apps like OneDrive® cloud services
  - Free text search of previously completed Service Reports, e.g. by address
  - Recommended actions for each Service Report
- **Smart App:**
  - Automated allocation of device room and name of previously scanned devices
  - GPS based address information for Service Report

## ALARM DEVICE & WIRELESS MODULE INFORMATION

- Model name and picture
- Remaining lifetime
- Removals from mounting plate
- Device tests
- Manufacturing date
- Serial number

## ADDITIONAL DEVICE INFORMATION (MANUALLY ENTERED)

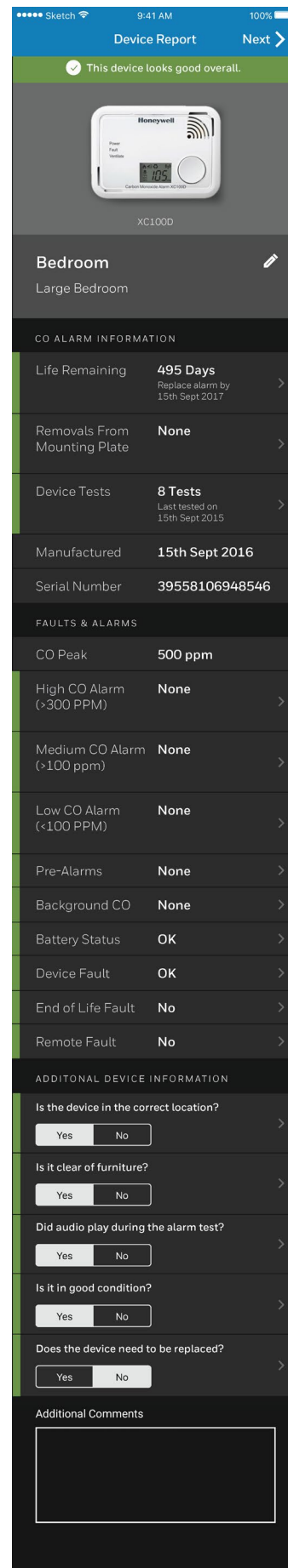
- **Installed in correct location:** Yes / No
- **Clear of furniture:** Yes / No
- **Audio played during alarm test:** Yes / No
- **In good condition:** Yes / No
- **Device needs to be replaced:** Yes / No
- **Additional comments**

## FAULT & ALARM EVENTS

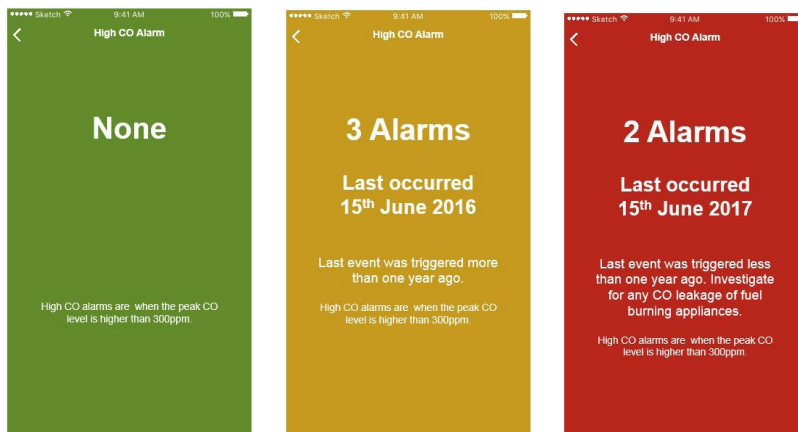
- **Peak CO concentration during last CO alarm**
- **Last occurrence and overall quantity of:**
  - **CO Alarms grouped by CO concentration:** High (>300ppm) / Medium (>100ppm) / Low (<100ppm)
  - **Pre-Alarms**
  - **Fire Alarms**
- **Background CO:** Accumulated hours of CO concentration >20ppm in the last 12 months
- **Battery Status:** OK / less than 1 year remaining / Fault
- **Device Status:** Ok / Fault
- **End of Life Status:** Ok / Fault
- **Remote Fault:** Ok / Fault
- **Smoke alarm dust level:** Ok / Medium / Fault

## SYSTEM REQUIREMENTS

- Smart Device (Phone or Tablet)
- **iOS 8.1 or higher**
- **Android 4.4 or higher**
- **For an optimal user experience we recommend the following devices:**
  - **iOS:** iPhone 5 or newer. iPad 4 or newer
  - **Android:** Samsung S5 or newer. Samsung Tab A.



Example for CO Alarm event detail screen:



# Generate and share reports instantly: PDF service report

## Service summary

The report provides an overview of the alarms installed and monitored at a specific address. This overview includes information about the model of each alarm, its position inside the premises and operating status, together with any comments that may have been entered manually.

## Device details

For each alarm, detailed information about its status, historical alarm and fault events, and recommended actions are provided. The same information is also available directly on your smart device.

**Honeywell** | Professional Home Safety

homesafety.honeywell.com

### Apartment #1






1234 Douglas Drive N. Minneapolis 55435

Monday 19th February 2016

Fire Alarm Inspection & Co Ltd  
info@firealarm-inspection.com  
High Street 5, London, C34 C24

Mr. Smith  
+44 999 999 999

#### ALARM DEVICE SUMMARY

	<b>Bedroom</b> Large Bedroom	Something may be wrong with this device.
	<b>Hallway</b> Downstairs	This device is doing well overall.
	<b>Bedroom</b>	This device needs to be replaced.
	<b>Hallway</b> Upstairs	This device is doing well overall.
	<b>Bedroom</b> Small Bedroom	This device is doing well overall.

Additional Comments: 'The dust in the device was cleaned out with a vacuum cleaner.'

**Honeywell** | Professional Home Safety

homesafety.honeywell.com



**This device is doing well overall.**  
**Bedroom**

#### SMOKE ALARM INFORMATION

Life Remaining	<b>294 Days</b> <small>Replaced on 15th Sept 2016</small>	The remaining life of this device is less than 1 year. Consider replacing the device now.
Removals from Mounting Plate	<b>1 Removal</b> <small>Removed on 15th Sept 2016</small>	Device has been removed from the mounting plate at least once in the last 12 months. Consider investigation.
Device Tests	<b>3 Tests</b> <small>Last tested 1st July 2016</small>	The device was tested within the past 30 days.
Manufactured	<b>15th February 2007</b>	
Serial Number	<b>6834095</b>	

#### FAULTS & ALARMS

Fire Alarms	<b>2 Alarms</b> <small>Last on 17th June 2014</small>	Last Fire Alarm was more than 1 year ago.
Dust Level	<b>OK</b>	The smoke chamber is clear enough.
Remote Fault	<b>Fault</b>	Another interconnected unit is in fault.
Battery Status	<b>OK</b>	Battery life is greater than 1 year.



#### WIRELESS MODULE INFORMATION

Life Remaining	<b>294 Days</b> <small>Replaced on 15th Sept 2016</small>	The remaining life of this device is less than 1 year. Consider replacing the device now.
Network Tests	<b>3 Tests</b> <small>Last tested 1st July 2016</small>	The device was tested within the past 30 days.
Battery Voltage	<b>OK</b>	Battery life is greater than 1 year.
Manufactured	<b>3rd Feb 2007</b>	
Serial Number	<b>1234567</b>	

#### ADDITIONAL DEVICE INFORMATION

Is the device in the correct location?	<b>Yes</b>	Recommended installation locations can be found on the website <a href="http://www.honeywellalarm.com">www.honeywellalarm.com</a> for correct location regulations.
Is it clear of furniture?	<b>Yes</b>	Alarm devices should not be blocked by furniture, e.g. it is not recommended to place alarm on or next to the side of a bed for fire alarm. Please read the instructions.
Are the smoke holes clear?	<b>Yes</b>	Smoke alarm uses an optical sensor to detect fire. The sensor is located in the cover and behind the top plate. Ensure that the top plate is fitted properly and the detector is clean.
Did audio play during the alarm test?	<b>Yes</b>	Pressing the test button will trigger the audio system. If you do not hear any sound, check the volume on your alarm system with 9dB. If you keep the button pressed for more than 20 seconds.
Is it good condition?	<b>Yes</b>	Inspect the alarm device for any damage which hampers its functionality.
Does the device need to be replaced?	<b>No</b>	The alarm device should be replaced once the replacement date printed on the unit has passed or in case of a power failure. Check for more details on <a href="http://www.honeywellalarm.com">www.honeywellalarm.com</a>

Additional Comments

## DOWNLOAD THE APP

Scan the QR code with your smart device and you will be redirected to the corresponding app store where you will be able to download the X-Series Alarm Scan app.



Alarm Scan

## Professional Home Safety

### Find out more:

[www.homesafety.honeywell.com](http://www.homesafety.honeywell.com)

[www.honeywellanalytics.com](http://www.honeywellanalytics.com)

### Please Note:

While every effort has been made to ensure accuracy in this publication, no responsibility can be accepted for errors or omissions. Data may change, as well as legislation, and you are strongly advised to obtain copies of the most recently issued regulations, standards, and guidelines. This publication is not intended to form the basis of a contract.

DS01184 | Rev 01 | 10/17  
© 2017 Honeywell Analytics

**Honeywell**